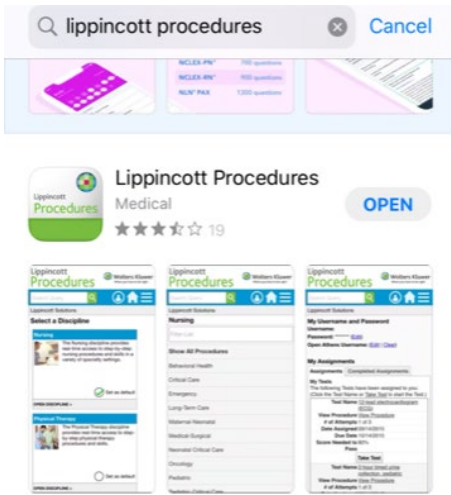


Lippincott Procedures app installation

Procedures on campus instructions – preferred install method

1. Visit App Store or Google Play
2. Search Lippincott Procedures



3. After downloading app you'll see Institutional User Login page, choose IP Authenticate

Lippincott
Procedures

Wolters Kluwer
When you have to be right

Institutional User Login

This application provides content access for existing Lippincott Procedures institutional subscribers only.

If your facility currently subscribes to Lippincott Procedures and you do not have a user account, please contact your facility's site administrator to request a general user account. If your facility does not currently subscribe and you would like to learn more, please visit our website: lippincottsolutions.com.

Remember me

Log In

[IP Authenticate](#) | [Active Directory](#) | [OpenAthens](#) |
[Other Institution](#) | [Password Help](#)

4. Then select your location:

Providence Health and Services Oregon
PHS SC Region
Providence Health & Services Alaska
St. Patrick Hospital
Providence Health & Services Washington NW
Providence Health & Services Washington SW
Providence Health & Services Swedish
Providence Health & Services Spokane (PHC)
Providence Health & Services Walla Walla
Providence Health & Services Kadlec
Providence Health & Services Hospice
Washington, Burbank and Torrance Home Health
PacMed
Center for Specialty Surgery

Select Institution

5. Accept license agreement:

WOLTERS KLUWER HEALTH, INC.

END USER LICENSE AGREEMENT

NOTICE: ANY ACCESS TO AND USE OF THIS WEBSITE AND ANY ONLINE APPLICATIONS, SOFTWARE OR CONTENT AVAILABLE THROUGH THIS WEBSITE IS SUBJECT TO AND WILL CONSTITUTE YOUR ACCEPTANCE OF THIS END USER LICENSE AGREEMENT. IF YOU DO NOT AGREE TO THIS END USER LICENSE AGREEMENT, YOU ARE NOT PERMITTED TO ACCESS OR USE THIS WEBSITE OR ANY ONLINE APPLICATIONS, SOFTWARE OR CONTENT AVAILABLE THROUGH THIS WEBSITE.

This End User License Agreement (the "Agreement") by and between you ("You") and Wolters Kluwer Health, Inc. ("WKH") governs Your access to and use of (i) the medical, nursing, drug information and other related content, including without limitation, any concepts, data, recommendations, instructions, alternatives, methods, techniques, procedures or other information supplied by WKH (the "Content"), (ii) the online application software and platforms (including this website) through which such Content is made available to You, and (iii) any related services, software, or other solutions provided by WKH (collectively (i), (ii) and (iii), the "Online Service(s)"). By clicking to accept this Agreement, You acknowledge that You have read, understood and agree to be bound by this Agreement, and You agree to comply with all applicable

I agree to the terms of this End User License Agreement


Continue

Cancel

6. And you'll be directed to Procedures main page

Procedures off campus instructions – (much easier if you attempt while on campus)

1. Follow steps 1 and 2 from above on campus instructions, at step 3 choose Open Athens:

Lippincott Procedures  Wolters Kluwer
When you have to be right

Institutional User Login

This application provides content access for existing Lippincott Procedures institutional subscribers only.

If your facility currently subscribes to Lippincott Procedures and you do not have a user account, please contact your facility's site administrator to request a general user account. If your facility does not currently subscribe and you would like to learn more, please visit our website: lippincottolutions.com.

Username

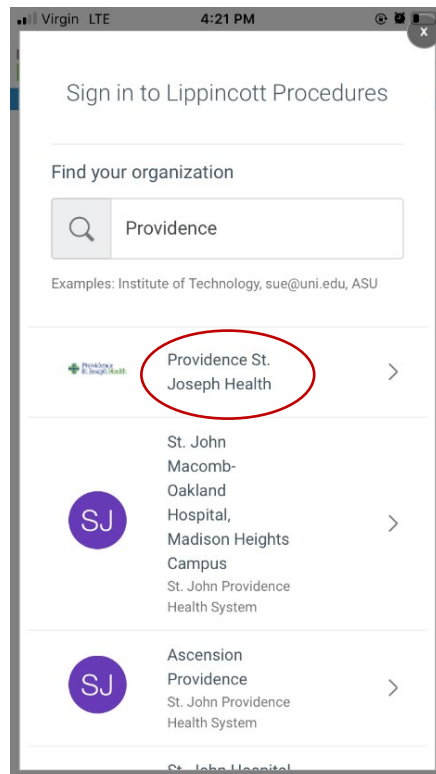
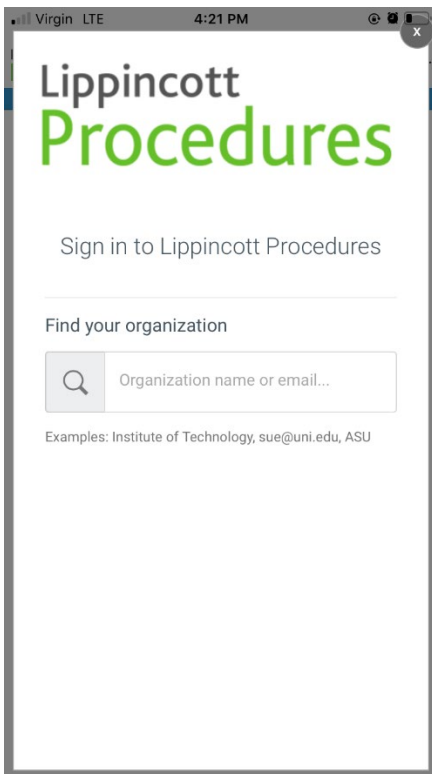
Password

Remember me

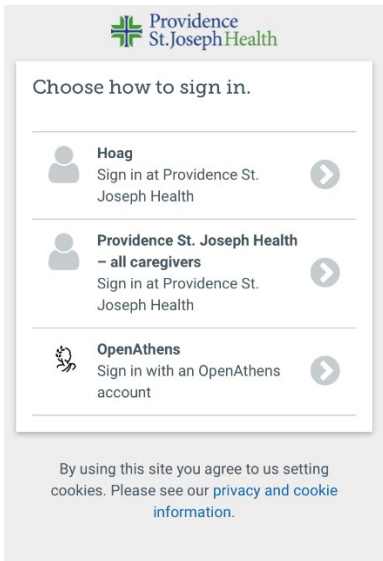
Log In

IP Authenticate | Active Directory | **OpenAthens** |
Other Institution | Password Help

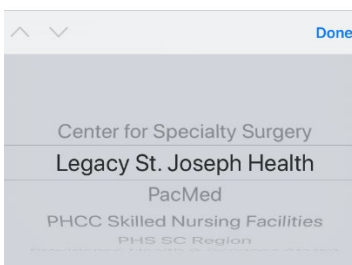
2. Start typing in Providence, choose Providence St. Joseph Health:



3. You'll be directed to the following login page, choose Providence St. Joseph Health – all caregivers. Username will be your network login + @stjoe.org (for legacy SJH) OR @providence.org (for legacy Providence). Password is your network password.



4. Use pull down bar to select your location:



5. Accept license agreement and you'll be directed to Procedures main search page:

WOLTERS KLUWER HEALTH, INC.

END USER LICENSE AGREEMENT

NOTICE: ANY ACCESS TO AND USE OF THIS WEBSITE AND ANY ONLINE APPLICATIONS, SOFTWARE OR CONTENT AVAILABLE THROUGH THIS WEBSITE IS SUBJECT TO AND WILL CONSTITUTE YOUR ACCEPTANCE OF THIS END USER LICENSE AGREEMENT. IF YOU DO NOT AGREE TO THIS END USER LICENSE AGREEMENT, YOU ARE NOT PERMITTED TO ACCESS OR USE THIS WEBSITE OR ANY ONLINE APPLICATIONS, SOFTWARE OR CONTENT AVAILABLE THROUGH THIS WEBSITE.

This End User License Agreement (the "Agreement") by and between you ("You") and Wolters Kluwer Health, Inc. ("WKH") governs Your access to and use of (i) the medical, nursing, drug information and other related content, including without limitation, any concepts, data, recommendations, instructions, alternatives, methods, techniques, procedures or other information supplied by WKH (the "Content"), (ii) the online application software and platforms (including this website) through which such Content is made available to You, and (iii) any related services, software, or other solutions provided by WKH (collectively (i), (ii) and (iii), the "Online Service(s)"). By clicking to accept this Agreement, You acknowledge that You have read, understood and agree to be bound by this Agreement, and You agree to comply with all applicable

I agree to the terms of this End User License Agreement

Continue

Cancel