

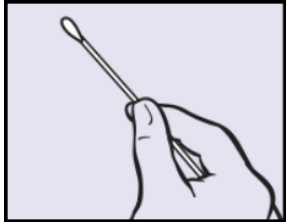
APTIMA® Unisex Female Endocervical Swab Collection Guidelines

Kit Contents:



- Cleaning Swab (white shaft)
- Collection Swab (blue shaft)
- Specimen Transport Tube

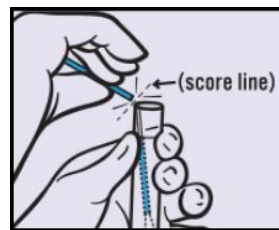
Specimen Collection:



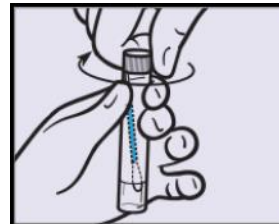
- Use the white shafted cotton swab to remove excess mucus from cervical os and surrounding mucosa (discard swab)



- Insert the blue shafted swab into the endocervical canal
 - Gently rotate the swab clockwise 10-30 seconds to ensure adequate sampling
 - Avoid contact with vaginal mucosa while carefully removing the swab
- Place the blue shafted swab into the specimen transport tube



- Break the swab shaft at the scoreline
 - Be careful not to splash contents



- Tighten the cap
 - Be careful not to touch foil on top of cap
- Label transport tube with patient name and date of birth
- Transport sample to laboratory as soon as possible

Specimen Rejection:

