

NORTH ENTRANCE | H3
Blue Entrance | 6 a.m. – 5 p.m.

Swenson Family Pavilion
Endoscopy/GI Lab

USING THIS MAP

Circled numbers indicate departments and services.




- # Tower 1
- # Tower 2
- # Pavilion 1st Floor


Emergency ENTRANCE →


TOWER 2 | H2
Green Entrance | 8 a.m. – 8 p.m.

- 1 Registration
- 3 Emergency Department
- 4 Rady Children's Hospital at Mission
Registration
- 15 Chapel and Schumacher Healing Garden
- 16 Mission Advanced Imaging Center
Interventional Radiology
- 19 Registration
- 20 Discharge Lounge
- 21 Surgical Services Waiting Room
- 22 Radiology Waiting Room
- 23 Crean Cardiovascular Lab
Cath Lab
- 24 Surgery Pre-Op/Post-Op Check-in
- 26 Cardiology Waiting Room
- 27 Outpatient Laboratory Testing Services
- 28 Pulmonary Lab
- 30 Swenson Family Pavilion Endoscopy/GI Lab
- 31 Pavilion Telemetry Unit – South
- 32 Acute Rehabilitation Unit
- 33 Pavilion Telemetry Unit – North
- 35 EEG
Electroencephalography

Same Day
Interventional
Unit
(Pre/Post)

-  **General Information**
-  **Restrooms**
-  **Public Elevators**

Visitor badges are required at all times. Please obtain a visitor badge at the general information  desk.

Please use elevators  to access basement and upper floors.