


# Providence South Bay Community

## 2021 Update to the Community Benefit Plan



 **Providence**  
Little Company of Mary  
Medical Center  
Torrance

 **Providence**  
Little Company of Mary  
Medical Center  
San Pedro

## Table of Contents

PREFACE .....	3
PROVIDENCE LITTLE COMPANY OF MARY: WHO WE ARE .....	4
SECTION 1: EXECUTIVE SUMMARY .....	6
SECTION 2: MISSION AND CORE VALUES.....	8
SECTION 3: DEFINITION AND DESCRIPTION OF OUR COMMUNITY.....	9
SECTION 4: COMMUNITY BENEFIT PLANNING PROCESS .....	11
SECTION 5: PRIORITY COMMUNITY NEEDS .....	12
SECTION 6: COMMUNITY HEALTH IMPROVEMENT PLAN AND MEASURABLE OBJECTIVES.....	14
INITIATIVE 1: STRENGTHEN INFRASTRUCTURE OF CONTINUUM OF CARE FOR PATIENTS EXPERIENCING HOMELESSNESS .....	16
INITIATIVE 2: IMPROVE ACCESS TO HEALTH CARE SERVICES .....	17
INITIATIVE 3: INVEST IN EXPANSION OF COMMUNITY-BASED WELLNESS AND ACTIVITY CENTERS.....	18
INITIATIVE 4: TRAIN AND DEPLOY A WORKFORCE OF COMMUNITY HEALTH WORKERS TO ADDRESS SOCIAL DETERMINANTS OF HEALTH IN UNDERSERVED POPULATIONS.....	19
SECTION 7: COMMUNITY BENEFIT PROGRAMS AND SERVICES .....	20
SECTION 8: ECONOMIC VALUE OF COMMUNITY BENEFIT .....	23
TABLE 8.1 ECONOMIC VALUE OF COMMUNITY BENEFIT PROVIDED BY PROVIDENCE LITTLE COMPANY OF MARY - TORRANCE AND SAN PEDRO JANUARY 1, 2021 THROUGH DECEMBER 31, 2021.....	24
TABLE 8.2 ECONOMIC VALUE OF COMMUNITY BENEFIT PROVIDED BY PROVIDENCE LITTLE COMPANY OF MARY-TORRANCE JANUARY 1, 2021 THROUGH DECEMBER 31, 2021.....	25
TABLE 8.3 ECONOMIC VALUE OF COMMUNITY BENEFIT PROVIDED BY PROVIDENCE LITTLE COMPANY OF MARY SAN PEDRO JANUARY 1, 2021 THROUGH DECEMBER 31, 2021.....	26
TABLE 8.4 ECONOMIC VALUE OF COMMUNITY BENEFIT SERVICES – TORRANCE AND SAN PEDRO.....	27
TABLE 8.5 ECONOMIC VALUE OF COMMUNITY BENEFIT SERVICES – TORRANCE.....	29
TABLE 8.6 ECONOMIC VALUE OF COMMUNITY BENEFIT SERVICES – SAN PEDRO.....	31
APPENDIX A: 2019 COMMUNITY HEALTH NEEDS ASSESSMENT OVERSIGHT COMMITTEE.....	33

## PREFACE

In accordance with Senate Bill 697, Community Benefit Legislation, Providence Little Company of Mary Medical Center San Pedro and Providence Little Company of Mary Medical Center Torrance submit this Joint Community Benefit Plan for 2021. Senate Bill 697 requires a not-for profit hospital in California to complete the following activities:

- Review and reaffirm its mission statement to ensure that its policies integrate and reflect the public interest in meeting its responsibilities as a not-for-profit organization
- Complete a community needs assessment every three years, evaluating the health needs of the community served by the hospital.
- File a community benefit update annually, documenting activities that the hospital has undertaken to address community needs within its mission and financial capacity; and to the extent practicable, assign and report the economic value of community benefit provided in furtherance of its plan.

## PROVIDENCE LITTLE COMPANY OF MARY: WHO WE ARE

For the Sisters of Little Company of Mary, the heritage of compassionately caring for the needs of others is reflected in the historical significance of their name: that small group of women who stood with Mary at the foot of the cross as her son, Jesus, lay dying. From the beginning, the Sisters' commitment to the poor and vulnerable has manifested itself through outreach to underserved communities and care for the sick and dying.

In 1982, Little Company of Mary Hospital voluntarily adopted a social accountability budget and, when the organization expanded to include San Pedro Hospital, the commitment continued. During the 1990's, the Sisters of Little Company of Mary recognized that across the American Province their diminishing numbers threatened to undo core mission commitments and, following a period of discernment in 1998, entered into a joint sponsor agreement with Providence. Today, the two Little Company of Mary Medical Centers share a common governing board and leadership team for the South Bay and are both part of Providence.

### Providence Little Company of Mary Medical Centers San Pedro and Torrance

Providence Little Company of Mary Medical Centers San Pedro and Torrance provide the full spectrum of care from birth through the golden years. While each has its own unique character, both hospitals have stellar reputations for providing the South Bay community with clinical excellence, sophisticated technology, and care with a personal touch. In addition to the finest general medical, surgical, and critical care services, the medical centers offer a number of specialty programs.

Serving the community since 1960, Providence Little Company of Mary Medical Center Torrance offers minimally invasive surgical options using the advanced *da Vinci*<sup>®</sup> robotic surgery system; a cardiovascular center of excellence that features advanced cardiac catheterization and angiography equipment, making coronary angioplasty and open-heart surgery available around the clock. It also houses a state-of-the-art maternity unit, complete with the county's first single-family level III neonatal intensive care unit to enhance parent-child bonding for even the most fragile of infants, as well as an on-site perinatal center that provides complete fetal diagnostic testing and genetic counseling.

For over 90 years, Providence Little Company of Mary Medical Center San Pedro has been a landmark, serving the community's needs with invaluable clinical services. In addition to offering a comprehensive Recovery Center to the community, the hospital offers specialty services such as behavioral health and advanced rehabilitation therapy. The hospital's Sub Acute Care Center is one of California's largest sub-acute facilities, while the Center for Optimal Aging provides comprehensive care for the elderly.

Providence Little Company of Mary is proud of the strong partnerships developed in the South Bay. The partnership with Pacific Neuroscience Institute has made Providence Little Company of Mary the leader in treating complex neurosurgical, neurological, and neuro-spine cases. Thanks to a partnership with Keck Medicine of USC, Providence Little Company of Mary is able to offer academic-based complex cardiovascular procedures. Through a partnership with City of Hope, Providence Little Company of Mary can provide State-of-the-art cancer care at the Advanced Care Center. Lastly, in partnership with UCLA,

the San Pedro hospital can provide care to heart, liver, and lung transplant patients. These partnerships allow South Bay residents to receive all the care they need right in their backyard.

Finally, in addition to offering advanced services and technology, both medical centers have received several accolades and national recognition. Providence Little Company of Mary Medical Center in Torrance was named a World's Best Hospital by Newsweek four years in a row and was recognized by U.S. News & World Report as one of California's best hospitals.

## SECTION 1: EXECUTIVE SUMMARY

### **Mission and Core Values**

Providence’s Mission statement and Core Values guide our commitment to improving the health of individuals and the communities we serve, especially those who are poor and vulnerable. The Mission permeates the everyday life of Providence Little Company of Mary and its Community Benefit Plan.

### **Definition of Community**

The two Providence South Bay Community medical centers, Providence Little Company of Mary Medical Center San Pedro and Providence Little Company of Mary Medical Center Torrance (hereafter Providence Little Company of Mary) share a common geography because of their close proximity to each other. The South Bay Community Service Area is composed of 16 distinct municipalities, and is a demographically and geographically diverse region stretching from El Segundo (North), to Carson (East), to the Port of Los Angeles (South), to the Pacific Ocean (West).

For purposes of the Community Benefit Plan, the South Bay Community is divided into the “Community Benefit Service Area” and the “Broader South Bay Service Area.” The Community Benefit Service Area was defined using the Community Need Index (CNI) mapping tool from Dignity Health and Truven Health Analytics. All communities with a score of 4 or greater on the scale were included. Communities identified as having higher need using the scale experience greater barriers to health care including income, cultural, educational, health insurance, and housing barriers. Areas identified as “Community Benefit Service Areas” include the neighborhoods and surrounding areas of Hawthorne, Lawndale, Gardena, Torrance (90501), Harbor City, San Pedro (90731), and Wilmington.

The Broader South Bay Service Area is the balance of communities within the Total Service Area of the two medical centers with a CNI score below 4. These areas are more resource-rich with a population on the higher end of the socioeconomic spectrum.

### **Identifying and Prioritizing Community Needs**

Providence Little Company of Mary (PLCM) conducts a Community Health Needs Assessment every three years, per SB697, and uses this assessment as the basis for identifying health needs. PLCM updated the needs assessment in 2019 using data from governmental and private agencies as well as consultation from the leaders of local non-profit agencies and feedback from local residents. The entire Community Health Needs Assessment is posted on the Providence website at:

<https://www.providence.org/about/annual-report/chna-and-chip-reports>

### **Community Benefit Plan Activities**

We seek to grow a healthier community by partnering and collaborating with residents and organizations in our community. Based on prioritized needs from the 2019 Community Health Needs Assessment, Providence staff developed four strategic initiatives that address eight of the ten prioritized health needs:

- 1) Strengthen Infrastructure of Continuum of Care for Patients Experiencing Homelessness
- 2) Improve Access to Health Care Services
- 3) Invest in Expansion of Community-Based Wellness and Activity Centers

#### 4) Train and Deploy a Workforce of Community Health Workers to Address Social Determinants of Health in Underserved Populations

Notable programs and services provided by the PLCM in calendar year 2021 to address community health needs include the following:

- **Wilmington Wellness and Activity Center:** The Wilmington Wellness and Activity Center gives children and adults in the Wilmington area a physical space to participate in free programs run by Providence, local volunteers and community partners that promote social connections among neighbors and help improve the health of the community. While closed for classes and in-person activities during COVID-19, the Wellness Center quickly adapted to be a hub for resources including COVID-19 testing, vaccinations, and produce distributions for food insecure households.
- **Vasek Polak Health Clinic:** a clinic that provides an alternative to the emergency room for people who do not have insurance or have Medi-Cal. The clinic provides access to primary care and also acts as a walk-in clinic for treating uncomplicated minor illnesses. The clinic's goal is to care for the needs of the whole person. Patients receive free health education, referrals to low-cost social services and an on-site mental health therapist.
- **Partners for Healthy Kids:** a mobile pediatric clinic that offers free weekly immunizations at elementary and middle schools as well as health insurance enrollment and navigation assistance. In response to COVID-19, PFK expanded services to include a flu vaccine immunization campaign for adults in the fall of 2020, and focused on providing COVID-19 vaccinations to eligible populations at the outset of 2021.
- **CalFresh and Health Insurance Program:** CHWs provide education about health insurance and food insecurity programs and assist with applications for Medi-Cal, Covered California and CalFresh
- **Providence-Charles Drew University CHW Academy:** A workforce development program that trains Community Health Workers and places them in internships at health care organizations across Los Angeles County
- **CHW Homeless Navigators:** Hospital emergency department-based Community Health Workers that assist homeless patients with discharge to shelter and/or linkage to homeless service providers

#### **Economic Value of Community Benefit Provided**

During calendar year 2021, the combined economic value of community benefit provided by both Providence Little Company of Mary Medical Center San Pedro and Providence Little Company of Mary Medical Center Torrance is at \$90,520,113 (includes Charity Care, Medi-Cal Shortfall and Community Benefit Services) with an additional \$53,645,793 in Medicare shortfall.

## SECTION 2: MISSION AND CORE VALUES

Providence's Mission Statement and the Core Values guide our organization's commitment to creating a healthier community and permeate the everyday life of the organization. The Mission Statement and Core Values are as follows:

### **Mission Statement**

As expressions of God's healing love, witnessed through the ministry of Jesus, we are steadfast in serving all, especially those who are poor and vulnerable.

### **Core Values**

#### *Compassion*

Jesus taught and healed with compassion for all. –Matthew 4:24

We reach out to those in need and offer comfort as Jesus did. We nurture the spiritual, emotional and physical well-being of one another and those we serve. Through our healing presence, we accompany those who suffer.

#### *Dignity*

All people have been created in the image of God. –Genesis 1:27

We value, encourage and celebrate the gifts in one another. We respect the inherent dignity and worth of every individual. We recognize each interaction as a sacred encounter.

#### *Justice*

Act with justice, love with kindness and walk humbly with your God. –Micah 6:8

We foster a culture that promotes unity and reconciliation. We strive to care wisely for our people, our resources and our earth. We stand in solidarity with the most vulnerable, working to remove the causes of oppression and promoting justice for all.

#### *Excellence*

Whatever you do, work at it with all your heart. –Colossians 3:23

We set the highest standards for ourselves and our ministries. Through transformation and innovation, we strive to improve the health and quality of life in our communities. We commit to compassionate, safe and reliable practices for the care of all.

#### *Integrity*

Let us love not merely with words or speech but with actions in truth. –1 John 3:18

We hold ourselves accountable to do the right things for the right reasons. We speak the truth with courage and respect. We pursue authenticity with humility and simplicity.



## SECTION 3: DEFINITION AND DESCRIPTION OF OUR COMMUNITY

In defining its community for purposes of this report, we used the Providence Little Company of Mary 2019 Community Health Needs Assessment. We considered the location of the hospital and the surrounding communities, and the zip codes reported in addresses of our patients on entry into the hospital for services.

### **South Bay Community**

The two Providence South Bay Community medical centers, Providence Little Company of Mary Medical Center San Pedro and Providence Little Company of Mary Medical Center Torrance share a common geography because of their close proximity to each other. The South Bay Community service area is composed of 16 distinct municipalities, and is a demographically and geographically diverse region stretching from El Segundo (North), to Carson (East), to the Port of Los Angeles (South), to the Pacific Ocean (West).

For purposes of the Community Benefit Plan, the South Bay Community is divided into the “Community Benefit Service Area” and the “Broader South Bay Service Area.” The Community Benefit Service Area was defined using the Community Need Index (CNI) mapping tool from Dignity Health and Truven Health Analytics. All communities with a score of 4 or greater on the scale were included. Communities identified as having higher need using the scale experience greater barriers to health care including income, cultural, educational, health insurance, and housing barriers. Areas identified as “Community Benefit Service Areas” include the neighborhoods and surrounding areas of Hawthorne, Lawndale, Gardena, Torrance (90501), Harbor City, San Pedro (90731), and Wilmington.

The Broader South Bay Service Area is the balance of communities within the Total Service Area of the two medical centers with a CNI score below 4. These areas are more resource-rich with a population on the higher end of the socioeconomic spectrum.

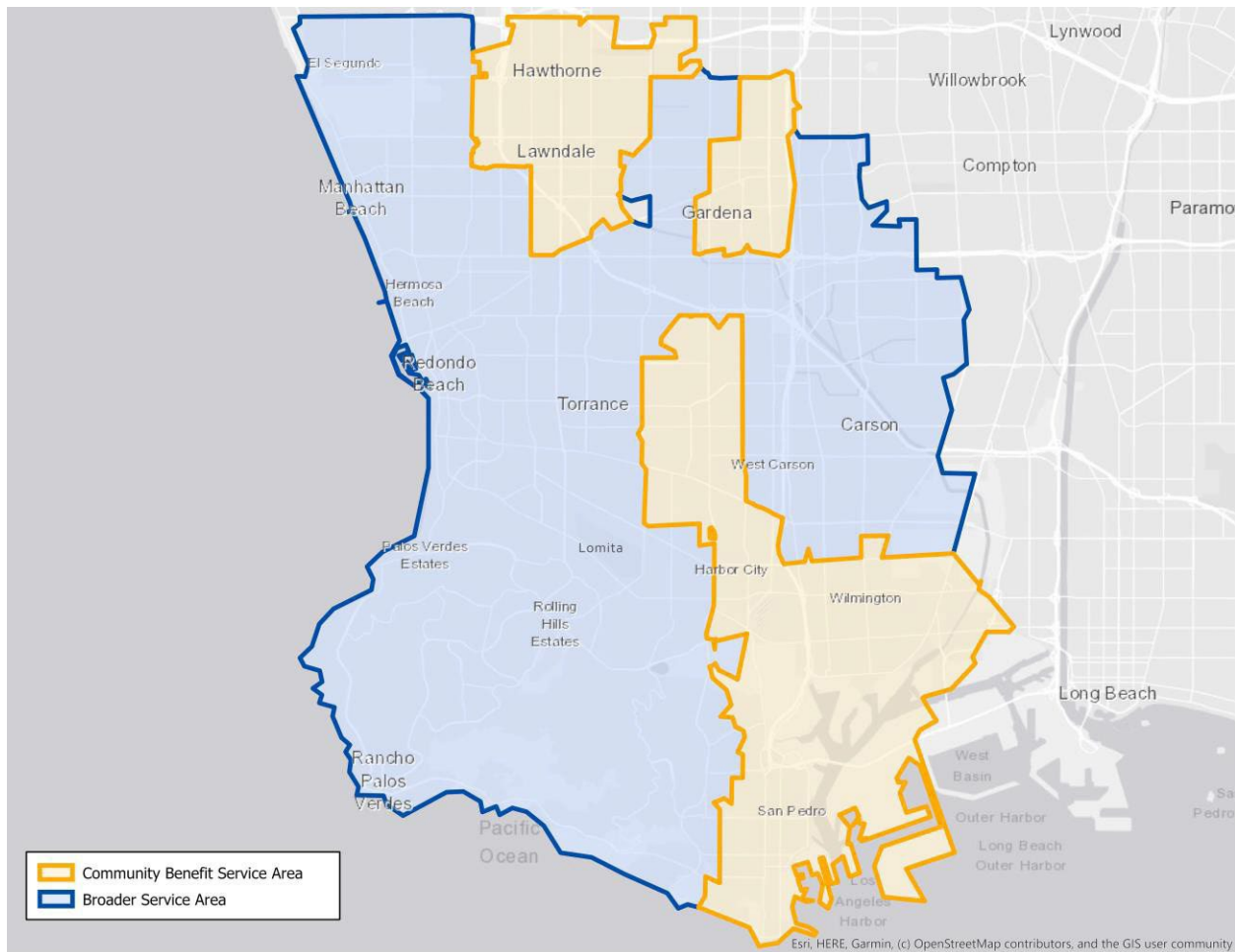


Figure 1 MAP OF PROVIDENCE LITTLE COMPANY OF MARY SERVICE AREA

### Demographics<sup>1</sup>:

- The total population of the PLCM South Bay Community service area in 2019 is 894,240 persons.
- The South Bay service area is slightly younger, on average, than the total population of the state of California. The majority of residents in the service area are between 10 and 39 years old. Children under the age of 19 make up 29.6% of the population, compared to 22.7% across the state. Adults aged 60 years and older make up 13.7% of the total service area population, which is less than the state population aged 65 and over.
- In 2019, the median household income of the area varied significantly from a low of \$43,717 for the community of Wilmington to \$189,068 for the community of Palos Verdes Peninsula. Although the South Bay contains many affluent communities, the income data show there are areas within the service area with a higher portion of low-income households. The median household income (\$53,598) within the Broader South Bay Service Area is lower than the median of Los Angeles County (\$62,751).
- Approximately 44.7% of households have annual incomes below 200% of the Federal Poverty Level (\$51,500 for a family of 4).

<sup>1</sup> U.S. Census Bureau, 2013-2017 American Community Survey 5-year Estimates

## SECTION 4: COMMUNITY BENEFIT PLANNING PROCESS

The 2020 Community Benefit Update is linked to the 2019 Community Health Needs Assessment and 2020-2022 Community Health Improvement Plan, which is posted on Providence's website at: <https://www.providence.org/about/annual-report/chna-and-chip-reports>

Providence Little Company of Mary conducts assessments every three years, and the results are used as the basis of our community benefit planning. As part of this needs assessment process, both qualitative data and quantitative data were used to identify significant community health needs.

### Qualitative Data

Providence Little Company of Mary recognizes the value in having community members and community stakeholders share their perspectives during the CHNA process. These elements of qualitative data, or data in the form of words instead of numbers, provide additional context and depth to the CHNA that may not be fully captured by quantitative data alone.

Eight organizational leaders provided input through structured phone interviews. In addition, a total of three listening sessions with 37 participants were conducted with the help of community-based organizations. PLCM chose to conduct listening sessions at Vasek Polak Health Clinic and the Wellness & Activity Center because of their work to promote the health and wellness of all people living in the South Bay. The Vasek Polak Health Clinic in Hawthorne provides affordable primary care services to people who are uninsured or underinsured PLCM's Wellness and Activity Center, located in Wilmington, provides numerous wellness programs, assistance with applications for food and health benefits, referrals to resources, and space for community building.

Providence Little Company of Mary also worked in collaboration with Kaiser Permanente Medical Center (South Bay), and Torrance Memorial to collect and analyze information. Together, the three hospitals collaborated on several components of the CHNA including:

- Developing a list of key community stakeholders/leaders to be included in the two listening sessions on homelessness and food insecurity
- Compiling the list of questions to be used in the listening sessions to dive into the nuances and contributing factors of these key community needs

### Quantitative Data

Secondary data collection included the review of demographic, insurance, mortality, morbidity, mental health, economic and social determinant data from multiple sources. The secondary data sources included the following: the U.S. Census, Los Angeles Homeless Services Authority, Think Health L.A. Database, Community Commons Database, California Health Interview Survey Dataset, L.A. County Department of Public Health, and California Department of Public Health. Truven Analytics/ Dignity Health provided Community Need Index data.

Additionally, primary quantitative data were collected from Providence's electronic health record system to review avoidable Emergency Department use and potentially avoidable inpatient admissions as well as a survey of residents in the Dana Strand community adjacent to the PLCM Wellness Center in Wilmington.

## SECTION 5: PRIORITY COMMUNITY NEEDS

Once the information and data were collected and analyzed by staff members, the following ten key areas were identified as community needs for the Community Health Needs Assessment Oversight Committee to prioritize, listed here in alphabetical order:

- Access to Health Care
- Behavioral Health
- Chronic Diseases
- Early Childhood Development
- Economic Insecurity
- Food Insecurity
- Homelessness and Housing Instability
- Oral Health Care
- Services for Seniors
- Social Cohesion

These needs were then discussed and prioritized by a Community Health Needs Assessment Oversight Committee.

### **Prioritization Process and Criteria**

The 2019 CHNA process included a prioritization process involving a facilitated group session that engaged the 2019 Community Health Needs Assessment Oversight Committee representing key community stakeholders (Appendix A). Providence Little Company of Mary staff provided committee members with data packets related to each of the nine health needs identified above. For each identified health need, committee participants were asked to rate the severity of the identified health need, change over time, availability of community resources/assets and community readiness to implement/support programs to address the health need. These criteria formed the initial impressions of committee members. This survey was then followed by a review of the data assembled for each identified health need by Providence staff.

Then in smaller groups, committee members considered the data while discussing and identifying key issues or considerations that were shared with the larger group. During the breakout session, the Committee was divided into three separate groups. The nine health needs identified in the CHNA were split into three sections (three needs per section) and committee members rotated from one section to the next answering the following questions about each need:

- How does this need impact the work of your organization and the clients you serve?
- What are other service gaps?
- What role can Providence Little Company of Mary play in addressing this need?

As a final summary of the discussion, each of the participants was given three dots, or “votes” to assign to the identified topics, resulting in a set of prioritized health needs.

### **Health Needs in Order of Priority**

The significant health needs were then ranked based on score of severity, change over time, resources in the community and Providence Little Company of Mary's ability to respond. The ranking also took into account the stakeholder votes following group dialogue. Results were as follows:

- 1) Homelessness and Housing Instability
- 2) Access to Health Care
- 3) Behavioral Health
- 4) Economic Insecurity and Workforce Development
- 5) Food Insecurity
- 6) Services for Seniors
- 7) Chronic Diseases
- 8) Oral Health
- 9) Early Childhood Development
- 10) Social Cohesion

## SECTION 6: COMMUNITY HEALTH IMPROVEMENT PLAN AND MEASURABLE OBJECTIVES

As a result of the findings of our 2019 Community Health Needs Assessment (CHNA) and through a prioritization process aligned with our Mission, resources, and hospital strategic plan, Providence Little Company of Mary will focus on the following areas for its 2020-2022 Community Benefit efforts:

### **Initiative 1: Strengthen Infrastructure of Continuum of Care for Patients Experiencing Homelessness**

As hospitals that see a significant number of patients experiencing homelessness that come in through our emergency departments for care, we will partner with our local homeless service providers to strengthen the ability to connect these homeless patients to the rapidly changing environment of resources in LA County. In addition to facilitating better handoffs and coordination of care, we will focus on the gap of available recuperative care/interim shelter beds for homeless patients that are not sick enough to be admitted into a hospital but need a temporary place to heal that is safer than being discharged to their previous unhoused situation.

### **Initiative 2: Improve Access to Health Care Services**

We will continue to provide avenues of health care services for underserved and vulnerable populations. These target populations include uninsured, low-income households (Medi-Cal), victims of sexual assault, new mothers, immigrants, and children. Furthermore, in light of the recent Coronavirus Disease 2019 (COVID-19) pandemic, we will also place an emphasis on alleviating the strain on local healthcare resources from infectious diseases such as flu and COVID-19 by increasing the availability of testing and immunizations in the community.

### **Initiative 3: Invest in Expansion of Community-Based Wellness and Activity Centers**

The Wellness and Activity Center gives children and adults in the Wilmington area a physical space to participate in free programs run by Providence, local volunteers and community partners that promote social connections among neighbors and help improve the health of the community. We plan to continue investing in the growth of this Wellness and Activity Center and replicate it in Lawndale, an additional identified undeserved neighborhood in our service area.

### **Initiative 4: Train and Deploy A Workforce of Community Health Workers to Address Social Determinants of Health in Underserved Populations**

Providence has a long history in employing Community Health Workers in a diverse breadth of roles in programs that address social determinants of health. These roles typically have fallen into three categories: case management, health education, and assistance with enrollment into public benefits (i.e. Medicaid/Medi-Cal and SNAP/CalFresh). These jobs create an entry point for people to work in the healthcare industry while allowing Providence to effectively provide culturally competent care within targeted underserved communities. In addition to continuing our own employment model of CHWs, we will partner with Charles Drew University to develop and implement a CHW Academy. This CHW Academy will provide formal training and facilitate paid internships for CHWs at Providence and other healthcare organizations who have an interest in incorporating a CHW workforce in their companies.

## **Responding to the COVID-19 Pandemic**

The 2020 Community Health Improvement Planning (CHIP) process was subsequently followed by the spread of the SARS-CoV-2 virus and the COVID-19 pandemic, which has impacted all of our communities. This CHIP was initially designed to address the needs identified and prioritized through the 2019 CHNA, though COVID-19 has had substantial impacts on the magnitude of each of these community needs. These impacts are likely to exacerbate some of the needs identified, and cause others to rise in level of priority. The data projections included were crafted based on data collection and project forecasting done prior to the COVID-19 pandemic. Additionally, the ways we have delivered services have changed. For example, much of our in-person classes and services moved to a virtual online format when possible. The pandemic has been a continually dynamic situation. We recognize the needs of our community have changed throughout this 2020-2022 strategic planning cycle, and we have made our best efforts to adapt and respond accordingly.

The following tables provide a summary of the four strategic initiatives and progress towards measurable objectives in 2020:

## INITIATIVE 1: STRENGTHEN INFRASTRUCTURE OF CONTINUUM OF CARE FOR PATIENTS EXPERIENCING HOMELESSNESS

**Community need addressed:**

Homelessness and Housing Insecurity

**Goals:**

Improve the ability to care for patients experiencing homelessness or at risk of becoming homeless

Initiative 1: Strengthen Infrastructure of Continuum of Care for Patients Experiencing Homelessness					
Scope (Target Population)	Strategies	Strategy Measure	Progress in 2020	Progress in 2021	Comments
<i>Patients experiencing homelessness or at risk of becoming homeless</i>	<b>CHW Homeless Navigators</b> Hospital emergency department-based Community Health Workers that assist patients experiencing homelessness with discharge to shelter or homeless service providers	Number of patients screened for homelessness	•261 screened for homelessness	•643 patients screened for homelessness	
		Number of patients linked to homeless services provider	•229 linked to homeless services provider	•656 linkages to services or housing resources	
		Number of patients discharged to temporary/permanent housing	•76 discharged to a form of housing	•282 discharged to a form of housing	
	<b>Coordinated Entry System Hospital Liaison</b> Collaborative workgroup of private non-profit hospitals in the South Bay having a direct, single point of contact with the local lead homeless service agency to coordinate referrals and educate hospital staff on changing resources	Clients referred and served by hospital liaison	•100 clients referred and served by Hospital Liaison	•105 clients referred and served by Hospital Liaison	
		CHW/Social Worker attendance at bi-monthly meetings of the South Bay Coalition to End Homelessness Hospital Subcommittee	• Providence CHW/Social Worker in attendance at 100% of meetings	•Providence CHW/Social Worker in attendance at 100% of meetings	
	<b>Homeless Prevention</b> Implement screening for risk of homelessness and identify public and private funded resources that focus on prevention	Increase # of families/individuals with confirmed linkage to homeless prevention services	•No progress made in 2020. Adjustment in prioritizing partnerships to build upon increase in local interim housing programs due to COVID-19	•\$1,500,000 in grants made to local organizations for homeless services (Harbor Interfaith, UniHealth, and Venice Family Clinic)	Services funded by grants include support services at interim housing and development of a street medicine clinic.
		Increase in the # of organizations identified who provide prevention services in PLCM Service Area	• \$1,004,600 in grants given to non-profits and to LA County Department of Health Services for medical care services for those living with homelessness		
		Increase grants to non-profits related to services/programs for those living with homelessness in the PLCM Service Area, including crisis response and prevention			
	<b>Recuperative Care</b> Improve the infrastructure of available recuperative care/interim shelter for patients experiencing homelessness that are not medically stable enough to be discharged back to the streets	Identify target population, interventions, and partners to support L.A. Service Area housing initiative	• Providence participated in the UniHealth Foundation's Recuperative Care Advisory Group to develop recommendations for strengthening the infrastructure of recuperative care in Los Angeles County	•\$100,000 grant made to National Health Foundation to support increase in access to recuperative care	
		Support local efforts to increase temporary and permanent housing in the South Bay			



## INITIATIVE 2: IMPROVE ACCESS TO HEALTH CARE SERVICES

**Community need addressed:** Access to Care, Behavioral Health

**Goals:** Improve access to quality health care services for vulnerable populations: reduce the utilization of Emergency Department for "avoidable," non-emergency visits, reduce the rates of uninsured people in the community, and increase the percentage of the population who receive flu shots

Initiative 2: Improve Access to Health Care Services						
Scope (Target Population)	Strategies	Strategic Measure	Progress in 2020	Progress in 2021	Comments	
<i>Uninsured and underinsured populations in low-income communities</i>	<b>Vasek Polak Health Clinic</b> A clinic that provides an alternative to the emergency room for people who do not have insurance or have Medi-Cal. The clinic provides access to primary care and also acts as a walk-in clinic for treating uncomplicated minor illnesses.	Patient visits	•2,867 medical visits	•3,170 medical visits		
		% patients screened for anxiety/depression	•38% patients screened	•43% patients screened		
		Patients enrolled in mental health therapy	•191 enrolled in mental health therapy	•256 enrolled in mental health therapy		
	<b>Partners for Healthy Kids</b> A mobile pediatric clinic that offers free weekly immunizations at elementary schools as well as health insurance enrollment and navigation assistance.	Number of immunizations given	•2,889 immunizations given	•8,857 doses of COVID-19 vaccine •175 doses of other immunizations (flu,Tdap,HPV)		
	<b>Emergency Department Community Health Workers</b> Community health workers that assist uninsured patients in the emergency department, helping them with affordable care options, applications for enrollment in eligible health insurance programs, and coordination of follow-up visits at a clinic in their community.	Primary care appointments made	•1,672 primary care appointments made	•1,811 primary care appointments made		
<b>Health Insurance Enrollment Assistance</b> Our Community Health Insurance Program utilizes community health workers to provide education about affordable health care options and assistance with health insurance and CalFresh applications.	Total # of unduplicated insurance applications assisted	•2,173 applications assisted	•1,146 applications assisted			
<b>Sexual Assault Response Team</b> A multidisciplinary team providing victim-centered response and high quality care to survivors of sexual assault.	Total exams provided	•156 total exams	•134 total exams			

### INITIATIVE 3: INVEST IN EXPANSION OF COMMUNITY-BASED WELLNESS AND ACTIVITY CENTERS

**Community need addressed:** Behavioral Health, Food Insecurity, Services for Seniors, Chronic Diseases, Social Cohesion

**Goals:** Increase the number of Wellness and Activity Centers in the South Bay and expand breadth of programming at existing Wellness Center in Wilmington: reduction in the prevalence of chronic diseases, increase in community engagement, and increase in the amount of people's daily physical activity

Initiative 3: Invest in Expansion of Community-Based Wellness and Activity Centers					
Scope (Target Population)	Strategies	Strategy Measure	Progress in 2020	Progress in 2021	Comments
<i>Residents in two identified higher need municipalities within the PLCM Service Area (Wilmington and Lawndale)</i>	<p><b>Wilmington Wellness and Activity Center</b> Gives children and adults in the Wilmington area a physical space to participate in free programs run by Providence, local volunteers and community partners that promote social connections among neighbors and help improve the health of the community</p>	<p>Average number of unduplicated monthly participants</p>	<ul style="list-style-type: none"> <li>•43 visits by unduplicated registered Wellness Center members/month</li> </ul>	<ul style="list-style-type: none"> <li>•Served as a COVID-19 testing and vaccination site during pandemic (7,200 tests provided)</li> <li>•Hosted free grocery distributions for food insecure families</li> <li>•Continued hosting of weekly Wilmington Certified Farmer's Market</li> </ul>	<p>All events to the public at the Center were shut down in March 2020 due to the COVID-19 pandemic. Programming offered at the Center adapted to focus on services around COVID-19 prevention and food insecurity.</p>
		<p>Total number of events available during the year</p>	<ul style="list-style-type: none"> <li>•288 events at the Wellness and Activity Center</li> </ul>		
	<p><b>Lawndale Wellness and Activity Center</b> Community Health Workers assigned in the ED assist patients with applying for immediate medical health insurance, make and keep follow up primary care appointments after visiting the ED, and navigating community health resources</p>	<p>Completed construction and opening of the Lawndale Wellness and Activity Center</p>	<ul style="list-style-type: none"> <li>•Design professional has been selected and initial design planning has begun</li> <li>•CEQA has been drafted and has been sent to school board for approval</li> <li>•Key contacts established with California Conservation Corps and Los Angeles Conservation Corps regarding potential participation in project</li> </ul>	<ul style="list-style-type: none"> <li>•Design completed and proposed plans submitted to CA Division of the State Architect for approval</li> <li>•CEQA exemption approved</li> </ul>	

## INITIATIVE 4: TRAIN AND DEPLOY A WORKFORCE OF COMMUNITY HEALTH WORKERS TO ADDRESS SOCIAL DETERMINANTS OF HEALTH IN UNDERSERVED POPULATIONS

**Community need addressed:**

Economic Insecurity and Workforce Development, Access to Care, Behavioral Health, Food Insecurity, Chronic Diseases

**Goals:**

Increase the number of Community Health Workers employed in health care settings in roles that address social determinants of health: reduction in the number of people who are uninsured, reduction in the number of eligible but unenrolled in CalFresh/SNAP benefits

Initiative 4: Train and Deploy a Workforce of Community Health Workers to Address Social Determinants of Health in Underserved Populations					
Scope (Target Population)	Strategies	Strategy Measure	Progress in 2020	Progress in 2021	Comments
<i>Workforce development for employees without a college degree, services for residents of low-income neighborhoods, especially Spanish-speaking communities</i>	<b>Create a CHW Academy</b> In collaboration with Charles Drew University, develop an academy for Community Health Workers that focus on integration into health care organizations	# of CHW students who complete program	•Recruitment and curriculum design for CHW Academy was completed in 2020. Go-live of the first cohorts training was postponed to January of 2021 as adaptations were needed to teach the course online. First cohort in 2021 has 13 Community Health Workers enrolled.	•11 of the 13 CHW interns from cohort 1 completed their six-month internships. A second cohort of 16 CHW interns began in August and graduates in February 2022.	
	<b>Health Insurance &amp; CalFresh Enrollment Assistance</b> Our Community Health Insurance Program utilizes community health workers to provide education about affordable health care options and assistance with health insurance and CalFresh applications	Total # of unduplicated insurance applications assisted	•2,173 insurance applications assisted	•1,346 insurance applications assisted	
		Total # of unduplicated CalFresh applications assisted	•926 CalFresh applications assisted	•739 CalFresh applications assisted	
	<b>Mental Health Education and Prevention</b> Health Educators and CHWs paired together teach free community-based courses in English and Spanish on mental health awareness and coping skills	# of participants completing Mental Health First Aid (MHFA)	•113 participants completed MHFA	•263 participants completed MHFA	
		# of participants completing Creating Healthier Attitudes Today (CHAT)	•52 participants completed CHAT	•64 participants completed CHAT	
	<b>Diabetes Self-Management Education and Prevention Programs</b> Health Educators and CHWs paired together teach free community-based courses in English and Spanish to patients who have been diagnosed with diabetes or pre-diabetes	# of participants completing Diabetes Prevention Program (DPP)	•8 participants completed DPP	•10 participants completed DPP	
		# participants who complete Get Out And Live (GOAL)	•44 participants completed GOAL	•54 participants completed GOAL	
	<b>COVID-19 Outreach and Education</b> CHWs promote information on COVID-19 prevention, testing, and vaccinations. The program focuses on local communities with low vaccination rates and high rates of COVID-19 transmission.	# of outreach contacts made	N/A	•127,482 outreach contacts made	New program in 2021

## SECTION 7: COMMUNITY BENEFIT PROGRAMS AND SERVICES

This section includes a description of noteworthy programs and services provided by Providence Little Company of Mary in 2021. These programs are highlights of key efforts to accomplish the Community Benefit Plan Strategies and Metrics described above in Section 6 as well as longstanding community benefit programs which address additional identified community health needs.

### CHW HOMELESS NAVIGATORS

The CHW Homeless Navigator Program is a new program started at Providence Little Company of Mary in 2020, in response to a growing number of homeless patients seeking care from the hospital. A community health worker has been placed in the emergency department at Providence Little Company of Mary Medical Center Torrance and at Providence Little Company of Mary Medical Center San Pedro with a specific focus on serving patients experiencing homelessness. These two CHWs work alongside PLCM Emergency Department Social Workers to facilitate warm handoffs of homeless patients to case managers from local homeless service providers such as Harbor Interfaith. In addition, they identify openings at interim shelters and assist with navigating these patients to temporary housing after discharge from PLCM.

### PARTNERS FOR HEALTHY KIDS


Partners for Healthy Kids is a mobile pediatric clinic that offers free weekly immunizations at elementary and middle schools as well as health insurance enrollment and navigation assistance. We also partner with underserved high schools to provide sports physicals. In response to COVID-19, PFHK expanded services to include a flu vaccine immunization campaign for adults in the fall of 2020, and focused on providing COVID-19 vaccinations to eligible populations at the outset of 2021.

### VASEK POLAK HEALTH CLINIC

The Vasek Polak Health Clinic provides an alternative to the emergency room for people who do not have insurance or have Medi-Cal. The clinic is based in the community of Hawthorne and provides access to primary care and also acts as a walk-in clinic for treating uncomplicated minor illnesses. The clinic's goal is to care for the needs of the whole person. Patients receive free health education, referrals to low-cost social services and an on-site mental health therapist.

### WILMINGTON WELLNESS AND ACTIVITY CENTER

The Wilmington Wellness and Activity Center (Wellness Center) gives children and adults in the Wilmington area a physical space to participate in free programs run by



Providence, local volunteers and community partners that promote social connections among neighbors and help improve the health of the community. The Center established and hosts the Wilmington Certified Farmer's Market which is open every Tuesday and gives Wilmington residents access to fresh produce while accepting CalFresh, EBT, and WIC benefits. While closed for classes and in-person activities during COVID-19, the Wellness Center quickly adapted to be a hub for resources including COVID-19 testing, vaccinations, and produce distributions for food insecure households.



### CALFRESH AND HEALTH INSURANCE PROGRAM (CHIP)

CHIP partners with local schools, churches, health clinics and other community organizations to provide assistance at convenient sites all throughout the South Bay, while focusing attention on our most vulnerable neighborhoods. Our Community Health Workers meet with clients in person to provide individualized assessments of a client's eligibility, guide them in navigating the complex application process, and follow-up to assist in troubleshooting or advocating for clients who are improperly denied coverage. The Community Health Workers come from within the local community and have similar life experiences which enable them to provide compassionate care for the clients they serve. The time that each one spends with her clients helps consumers understand how to use their new benefits, many of whom have never had health insurance or CalFresh ever before in their lives.



### CHW ACADEMY

Providence has partnered with Charles R. Drew University School of Medicine and Science (CDU) to develop an innovative and unique training program with holistic and evidence-based standards called the Community Health Worker Academy (CHW Academy). The CHW Academy is a paid \$15/hour, 6-month (26 weeks) training opportunity for individuals who want to pursue a career as a CHW in a healthcare organization such as hospitals or community clinics. The CHW Academy consists of two full-time (40 hours/week) training parts: 1) CDU CHW Academy 5-week Core Training and 2) Twenty-one weeks (5 months) clinical training at a CHW Academy Internship Site (hospitals or clinics across Los Angeles) along with continuing education in care management topics led by CDU and ongoing support.

### CREATING OPPORTUNITIES FOR PHYSICAL ACTIVITY (COPA)

Creating Opportunities for Physical Activity is a peer coach physical education training program for elementary school teachers that promotes independence in instruction, consistent with California grade level standards. COPA provides the following services for our local school district partners:



- *Peer-coach training for teachers.* Physical Education teachers have been eliminated in many urban, public schools. COPA uses a peer coach model to teach elementary classroom teachers how to provide Physical Education using a Providence designed and standards-based Physical Education curriculum.
- *On-campus physical activity events.* Through trainings for before and afterschool staff, trainings for recess staff, special events such as Cardio-Carnivals and Jog-a-thons, and in-class activities such as Instant Recess®, COPA provides children with numerous opportunities to be active throughout the day.
- *Family activities to promote parents as role models for healthy behavior.* COPA provides exercise classes, health education and special family nights that teach easy, low cost ways to be healthy.



## WELCOME BABY

Welcome Baby is a home visitation program that provides pregnant women and new moms with information, support and a trusted partner to help them through the journey of pregnancy and early parenthood. As part of Welcome Baby, a woman receives:

- An in-hospital visit where she will receive assistance with breastfeeding and information about bonding and attachment, taking care of her baby, and resources her family may need as she transitions into motherhood;
- An in-home visit from a Registered Nurse within the first few days after the baby is born to assess both the mother and baby, provide postpartum recovery education, and breastfeeding assistance, if needed.
- One-on-one appointments with a personal Parent Coach in her home after the baby is born
- Baby- and mom-friendly items such as thermometers, nursing pillows, toys and baby-proofing supplies for the home;
- Information to help her nurture, care and support the healthy development of her newborn;
- Assistance with coordinating health insurance coverage and appointments for her new baby;
- Help with breastfeeding and general infant feeding from a trained Certified Lactation Educator; and
- Referrals to additional resources in her neighborhood to help her and her baby.

## SECTION 8: ECONOMIC VALUE OF COMMUNITY BENEFIT

PLCM Community Benefit activities are classified into three broad expenditure categories consistent with standards established by the Catholic Health Association<sup>2</sup>: Charity Care, Community Benefit Services, and Unpaid Costs of Medi-Cal. During calendar year 2021, the total combined economic value of community benefit provided by both Providence Little Company of Mary Medical Center San Pedro and Providence Little Company of Mary Medical Center Torrance is \$90,520,113 (includes Charity Care, Community Benefit Services, and Unpaid Costs of Medi-Cal) with an additional \$53,645,793 in Medicare shortfall<sup>3</sup>.

Tables 8.1-8.3 summarize the unreimbursed costs of these community benefits according to the framework specifically identified by Senate Bill 697:

- Medical care services
- Other services for vulnerable populations (Poor and underserved; seniors, children and youth)
- Health research, education, and training programs

Tables 8.4-8.6 provide a detailed listing of the economic value of Community Benefit Services provided by Providence Little Company of Mary in addition to the number of persons served.

---

<sup>2</sup> *A Guide for Planning and Reporting Community Benefit, 2015 Edition with 2020 Update*, Catholic Health Association of the United States, St Louis, MO, 2015

<sup>3</sup> OSHPD issued guidance in 2006, notifying hospitals to report Medicare shortfall. Medicare shortfall is not included in our publicly reported total community benefit expense.

TABLE 8.1 ECONOMIC VALUE OF COMMUNITY BENEFIT PROVIDED BY PROVIDENCE LITTLE COMPANY OF MARY - TORRANCE AND SAN PEDRO JANUARY 1, 2021 THROUGH DECEMBER 31, 2021

<b>Senate Bill 697 Category</b>	<b>Programs and services Included</b>	<b>Expense</b>
<b>Medical Care</b>	Unpaid cost of Medicare program	\$53,645,793
	Charity Care	\$6,896,626
	Subsidized Health Services: Palliative Care, Vasek Polak Clinic Community Based Clinical Services: PFHK	\$2,724,431
	Unpaid cost of Medi-Cal program	\$62,207,311
<b>Other Services for Vulnerable Populations</b>	Grants to agencies that serve persons living in poverty, grants for services to local schools, seniors and children, cost of Community Benefit program	\$13,221,111
<b>Other Services for Broader Community</b>	Paramedic Base Station	\$1,629,158
<b>Health Research, Education and Training Programs</b>	Support for health research, nursing and other education programs	\$3,841,476
	<b>TOTAL—not including Medicare</b>	<b>\$90,520,113</b>
	<b>Medicare</b>	<b>\$53,645,793</b>
	<b>Total including Medicare</b>	<b>\$144,165,906</b>



TABLE 8.2 ECONOMIC VALUE OF COMMUNITY BENEFIT PROVIDED BY PROVIDENCE  
LITTLE COMPANY OF MARY-TORRANCE JANUARY 1, 2021 THROUGH DECEMBER 31, 2021

<b>Senate Bill 697 Category</b>	<b>Programs and services Included</b>	<b>Expense</b>
<b>Medical Care</b>	Unpaid cost of Medicare program	\$32,449,820
	Charity Care	\$4,945,767
	Subsidized Health Services: Palliative Care, Vasek Polak Clinic Community Based Clinical Services: PFHK	\$1,839,488
	Unpaid cost of Medi-Cal program	\$49,074,257
<b>Other Services for Vulnerable Populations</b>	Grants to agencies that serve persons living in poverty, grants for services to local schools, seniors and children, cost of Community Benefit program	\$8,049,729
<b>Other Services for Broader Community</b>	Paramedic Base Station	\$1,629,158
<b>Health Research, Education and Training Programs</b>	Support for health research, nursing and other education programs	\$2,877,572
	<b>TOTAL—not including Medicare</b>	<b>\$68,415,971</b>
	<b>Medicare</b>	<b>\$32,449,820</b>
	<b>Total including Medicare</b>	<b>\$100,865,791</b>

TABLE 8.3 ECONOMIC VALUE OF COMMUNITY BENEFIT PROVIDED BY PROVIDENCE  
LITTLE COMPANY OF MARY SAN PEDRO JANUARY 1, 2021 THROUGH DECEMBER 31, 2021

<b>Senate Bill 697 Category</b>	<b>Programs and services Included</b>	<b>Expense</b>
<b>Medical Care</b>	Unpaid cost of Medicare program	\$21,195,973
	Charity Care	\$1,950,859
	Subsidized Health Services: Palliative Care Community Based Clinical Services: PFHK	\$884,943
	Unpaid cost of Medi-Cal program	\$13,133,054
<b>Other Services for Vulnerable Populations</b>	Grants to agencies that serve persons living in poverty, grants for services to local schools, seniors and children, cost of Community Benefit program	\$5,171,382
<b>Health Research, Education and Training Programs</b>	Support for health research, nursing and other education programs	\$963,904
	<b>TOTAL—not including Medicare</b>	<b>\$22,104,142</b>
	<b>Medicare</b>	<b>\$21,195,973</b>
	<b>Total including Medicare</b>	<b>\$43,300,115</b>

TABLE 8.4 ECONOMIC VALUE OF COMMUNITY BENEFIT SERVICES – TORRANCE AND SAN PEDRO

**Providence Little Company of Mary Medical Centers - San Pedro and Torrance**  
**Detailed Listing of Community Benefit Services**  
**Reporting Period: January 1, 2021 - December 31, 2021**

Category	Total Expense	Net Revenue	Net Expense	Persons Served
<b>A. Community Health Improvement Services</b>				
Bereavement & Gathering Place	829,274	135,559	693,715	181
Building Stronger Communities/Local Support Network	773,090	434,838	338,252	91
CCF Care Coordination/CHAT	804,980	299,114	505,866	106
COVID Education and Outreach	594,142	345,676	248,466	127,482
Community Health Insurance Program (CHIP)	697,659	230,322	467,337	1,778
Creating Opportunities for Physical Activity (COPA)	531,359	275,630	255,729	12,232
Community Health Worker Academy	152,537	86,515	66,022	5
Get Out and Live (G.O.A.L.)	143,553	-	143,553	142
Homeless Care Navigation	231,827	-	231,827	643
Linkage to Community Services	186,324	-	186,324	2,687
Mental Health Assessment Team	184,920	90,016	94,904	74
Mental Health Promotion	112,572	44,364	68,208	325
Paramedic Base Station	1,629,158	-	1,629,158	6,042
Partners for Healthy Kids Mobile Clinic (PFHK)	771,048	43,514	727,534	7,152
Physician Case Management (Hospitalists) for Medically Indigent	2,550,971	-	2,550,971	41,701
PLCM Wellness and Activity Center	148,683	39,374	109,309	7,200
Post-Discharge for Medically Indigent (including Psych. Patients)	631,540	-	631,540	502
Post-Discharge Pharmacy Medication	61,656	-	61,656	408
Sexual Assault Response Team	253,622	137,128	116,494	134
Specialty Medical Coverage for Medically Indigent	1,265,926	-	1,265,926	3,753
Transportation/Taxi Vouchers for Medically Indigent	147,605	-	147,605	3,503
UCLA/Providence Health Study	8,854	5,430	3,424	-
Welcome Baby Program	2,334,064	1,423,487	910,577	4,626
<b>Total A</b>	<b>15,045,364</b>	<b>3,590,967</b>	<b>11,454,397</b>	<b>220,767</b>

*(cont. on next page)*

**Providence Little Company of Mary Medical Centers - San Pedro and Torrance (cont.)**  
**Detailed Listing of Community Benefit Services**  
**Reporting Period: January 1, 2021 - December 31, 2021**

<b>B. Health Professions Education</b>				
Preceptorships	3,841,476	-	3,841,476	903
<b>Total B</b>	<b>3,841,476</b>	<b>-</b>	<b>3,841,476</b>	<b>903</b>
<b>C. Subsidized Health Services</b>				
Palliative Care	2,363,640	1,321,267	1,042,373	421
Trinity Kids Care	-	-	-	435
Vasek Polak Health Clinic	1,032,316	77,792	954,524	1,889
<b>Total C</b>	<b>3,395,956</b>	<b>1,399,059</b>	<b>1,996,897</b>	<b>2,745</b>
<b>E. Cash and In-Kind Contributions</b>				
Grant: Behavioral Health Services	100,000	-	100,000	-
Grant: Harbor Community Clinic	175,000	-	175,000	-
Grant: Harbor Interfaith Services	250,000	-	250,000	-
Grant: National Health Foundation	100,000	-	100,000	-
Grant: Providence Home Health	25,000	-	25,000	-
Grant: Providence Medical Institute	1,208,718	-	1,208,718	-
Grant: Richstone Family Center	350,000	-	350,000	-
Grant: South Bay Family Health Center	100,000	-	100,000	-
Grant: Unihealth Foundation	345,000	-	345,000	-
Grant: Venice Family Clinic	550,000	-	550,000	-
Grant: Wilmington Community Clinic	175,000	-	175,000	-
<b>Total E</b>	<b>3,378,718</b>	<b>-</b>	<b>3,378,718</b>	<b>-</b>
<b>G. Community Benefit Operations</b>				
Community Outreach Administration	744,688	-	744,688	-
<b>Total G</b>	<b>744,688</b>	<b>-</b>	<b>744,688</b>	<b>-</b>
<b>TOTAL CATEGORY A-G COMMUNITY BENEFIT</b>	<b>26,406,202</b>	<b>4,990,026</b>	<b>21,416,176</b>	<b>224,415</b>

TABLE 8.5 ECONOMIC VALUE OF COMMUNITY BENEFIT SERVICES – TORRANCE

**Providence Little Company of Mary Medical Center - Torrance**  
**Detailed Listing of Community Benefit Services**  
**Reporting Period: January 1, 2021 - December 31, 2021**

Category	Total Expense	Net Revenue	Net Expense	Persons Served
<b>A. Community Health Improvement Services</b>				
Bereavement & Gathering Place	497,565	81,335	416,230	91
CCF Care Coordination/CHAT	402,490	149,557	252,933	53
COVID Education and Outreach	297,071	172,838	124,233	63,741
Community Health Insurance Program (CHIP)	348,830	115,161	233,669	889
Community Health Worker Academy	76,268	43,258	33,010	3
Creating Opportunities for Physical Activity (COPA)	265,679	137,815	127,864	6,116
Get Out and Live (G.O.A.L.)	71,776	-	71,776	71
Homeless Care Navigation	115,913	-	115,913	322
Linkage to Community Services	93,162	-	93,162	1,330
Mental Health Assessment Team	92,461	45,008	47,453	37
Mental Health Promotion	56,286	22,182	34,104	163
Paramedic Base Station	1,629,158	-	1,629,158	6,042
Partners for Healthy Kids Mobile Clinic (PFHK)	385,524	21,757	363,767	3,576
Physician Case Management (Hospitalists) for Medically Indigent	1,954,161	-	1,954,161	22,540
PLCM Wellness and Activity Center	74,341	19,687	54,654	3,600
Post-Discharge for Medically Indigent (including Psych. Patients)	314,661	-	314,661	353
Post-Discharge Pharmacy Medication	18,155	-	18,155	142
Sexual Assault Response Team	126,811	68,564	58,247	67
Specialty Medical Coverage for Medically Indigent	759,829	-	759,829	2,079
Transportation/Taxi Vouchers for Medically Indigent	36,901	-	36,901	876
UCLA/Providence Health Study	4,427	2,715	1,712	-
<b>Total A</b>	<b>7,621,469</b>	<b>879,877</b>	<b>6,741,592</b>	<b>112,091</b>

*(cont. on next page)*

**Providence Little Company of Mary Medical Center – Torrance (cont.)**  
**Detailed Listing of Community Benefit Services**  
**Reporting Period: January 1, 2021 - December 31, 2021**

<b>B. Health Professions Education</b>				
Preceptorships	2,877,572	-	2,877,572	695
<b>Total B</b>	<b>2,877,572</b>	<b>-</b>	<b>2,877,572</b>	<b>695</b>
<b>C. Subsidized Health Services</b>				
Palliative Care	1,181,844	660,647	521,197	211
Trinity Kids Care	-	-	-	-
Vasek Polak Health Clinic	1,032,316	77,792	954,524	1,889
<b>Total C</b>	<b>2,214,160</b>	<b>738,439</b>	<b>1,475,721</b>	<b>2,100</b>
<b>E. Cash and In-Kind Contributions</b>				
Grant: Behavioral Health Services	100,000	-	100,000	-
Grant: Harbor Community Clinic	100,000	-	100,000	-
Grant: Harbor Interfaith Services	150,000	-	150,000	-
Grant: National Health Foundation	100,000	-	100,000	-
Grant: Providence Home Health	25,000	-	25,000	-
Grant: Providence Medical Institute	1,208,718	-	1,208,718	-
Grant: Richstone Family Center	150,000	-	150,000	-
Grant: South Bay Family Health Center	100,000	-	100,000	-
Grant: Unihealth Foundation	345,000	-	345,000	-
Grant: Venice Family Clinic	550,000	-	550,000	-
Grant: Wilmington Community Clinic	100,000	-	100,000	-
<b>Total E</b>	<b>2,928,718</b>	<b>-</b>	<b>2,928,718</b>	<b>-</b>
<b>G. Community Benefit Operations</b>				
Community Outreach Administration	372,344	-	372,344	-
<b>Total G</b>	<b>372,344</b>	<b>-</b>	<b>372,344</b>	<b>-</b>
<b>TOTAL CATEGORY A-G COMMUNITY BENEFIT</b>	<b>16,014,263</b>	<b>1,618,316</b>	<b>14,395,947</b>	<b>114,886</b>

TABLE 8.6 ECONOMIC VALUE OF COMMUNITY BENEFIT SERVICES – SAN PEDRO

**Providence Little Company of Mary Medical Center - San Pedro**  
**Detailed Listing of Community Benefit Services**  
**Reporting Period: January 1, 2021 - December 31, 2021**

Category	Total Expense	Net Revenue	Net Expense	Persons Served
<b>A. Community Health Improvement Services</b>				
Bereavement & Gathering Place	331,709	54,224	277,485	90
Building Stronger Communities/Local Support Network	773,090	434,838	338,252	91
CCF Care Coordination/CHAT	402,490	149,557	252,933	53
COVID Education and Outreach	297,071	172,838	124,233	63,741
Community Health Insurance Program (CHIP)	348,829	115,161	233,668	889
Community Health Worker Academy	76,269	43,257	33,012	2
Creating Opportunities for Physical Activity (COPA)	265,680	137,815	127,865	6,116
Get Out and Live (G.O.A.L.)	71,777	-	71,777	71
Homeless Care Navigation	115,914	-	115,914	321
Linkage to Community Services	93,162	-	93,162	1,357
Mental Health Assessment Team	92,459	45,008	47,451	37
Mental Health Promotion	56,286	22,182	34,104	162
Partners for Healthy Kids Mobile Clinic (PFHK)	385,524	21,757	363,767	3,576
Physician Case Management (Hospitalists) for Medically Indigent	596,810	-	596,810	19,161
PLCM Wellness and Activity Center	74,342	19,687	54,655	3,600
Post-Discharge for Medically Indigent (including Psych. Patients)	316,879	-	316,879	149
Post-Discharge Pharmacy Medication	43,501	-	43,501	266
Sexual Assault Response Team	126,811	68,564	58,247	67
Specialty Medical Coverage for Medically Indigent	506,097	-	506,097	1,674
Transportation/Taxi Vouchers for Medically Indigent	110,704	-	110,704	2,627
UCLA/Providence Health Study	4,427	2,715	1,712	-
Welcome Baby Program	2,334,064	1,423,487	910,577	4,626
<b>Total A</b>	<b>7,423,895</b>	<b>2,711,090</b>	<b>4,712,805</b>	<b>108,676</b>

*(cont. on next page)*

**Providence Little Company of Mary Medical Center - San Pedro (cont.)**  
**Detailed Listing of Community Benefit Services**  
**Reporting Period: January 1, 2021 - December 31, 2021**

<b>B. Health Professions Education</b>				
Preceptorships	963,904	-	963,904	208
<b>Total B</b>	<b>963,904</b>	<b>-</b>	<b>963,904</b>	<b>208</b>
<b>C. Subsidized Health Services</b>				
Palliative Care	1,181,796	660,620	521,176	210
Trinity Kids Care	-	-	-	435
<b>Total C</b>	<b>1,181,796</b>	<b>660,620</b>	<b>521,176</b>	<b>645</b>
<b>E. Cash and In-Kind Contributions</b>				
Grant: Harbor Community Clinic	75,000	-	75,000	-
Grant: Harbor Interfaith Services	100,000	-	100,000	-
Grant: Richstone Family Center	200,000	-	200,000	-
Grant: Wilmington Community Clinic	75,000	-	75,000	-
<b>Total E</b>	<b>450,000</b>	<b>-</b>	<b>450,000</b>	<b>-</b>
<b>G. Community Benefit Operations</b>				
Community Outreach Administration	372,344	-	372,344	-
<b>Total G</b>	<b>372,344</b>	<b>-</b>	<b>372,344</b>	<b>-</b>
<b>TOTAL CATEGORY A-G COMMUNITY BENEFIT</b>	<b>10,391,939</b>	<b>3,371,710</b>	<b>7,020,229</b>	<b>109,529</b>



## APPENDIX A: 2019 COMMUNITY HEALTH NEEDS ASSESSMENT OVERSIGHT COMMITTEE

The Ministry Board authorized the Community Health Needs Assessment Oversight Committee to consider primary and secondary data collected by Providence staff and prioritize the identified community health needs for the 2020- 2022 cycle. The following is a roster of Committee Members.

Name	Internal/ External	Title	Organization
Dolores Bonilla-Clay	External	Chief Executive Officer	Wilmington Community Clinic
Dipa Shah-Patel	External	Director, Nutrition and Physical Activity Program	Los Angeles County Department of Public Health
Juliette Stidd	External	Clinical Director	Richstone Family Center
Louie Mardesich	External	Community of Schools Administrator	LAUSD Local District South
Tom Harney	Internal	Director, Food and Nutrition Services	Providence Little Company of Mary
Gilberto Dorado	Internal	Director, Behavioral Health/Care Management	Providence Little Company of Mary
Ted Wang	Internal	Chief Financial Officer	Providence Little Company of Mary
Kathryn Webster	Internal	Director, Acute Care/Emergency Services	Providence Little Company of Mary
Tim McOsker (Committee Chair)	Internal	CEO Board Member	AltaSea at the Port of Los Angeles Providence Little Company of Mary Community Ministry Board