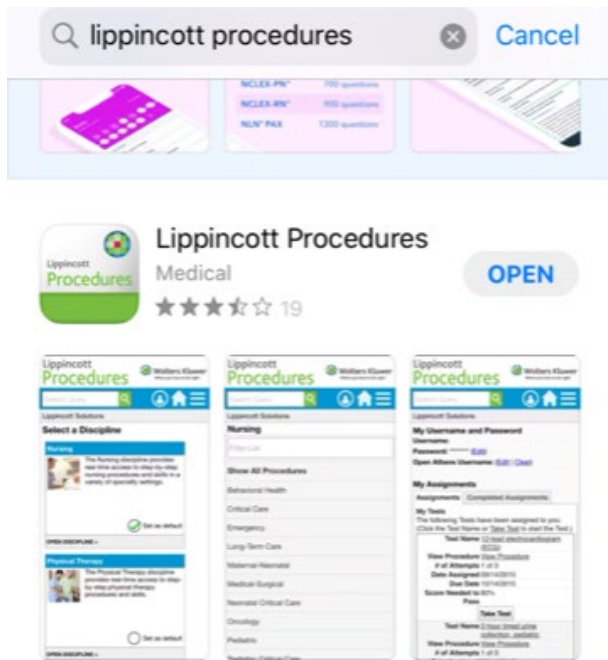


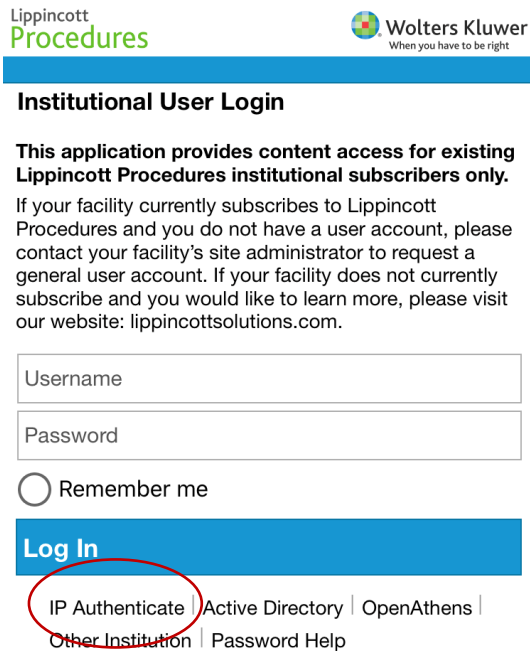
Lippincott Procedures app installation

On campus instructions – preferred installation method

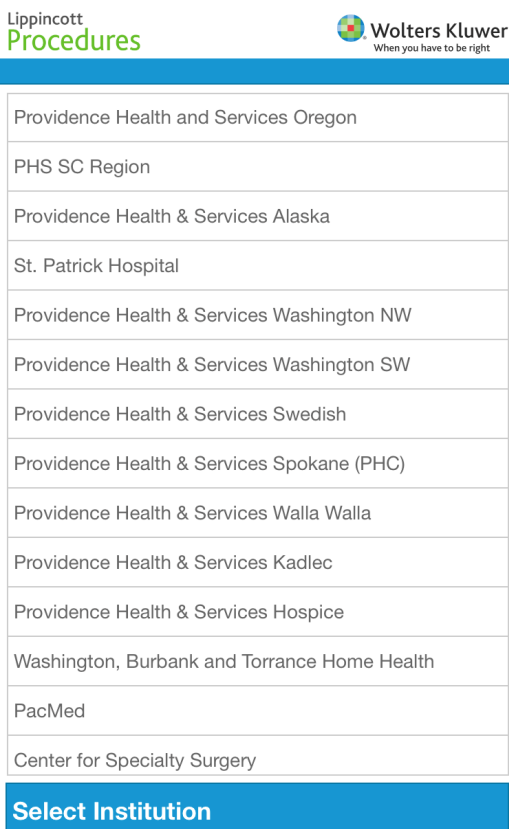
1. Visit App Store or Google Play & search Lippincott Procedures



2. Download app, you'll see Institutional User Login page, choose IP Authenticate



3. Select your location



4. Accept license agreement & you'll be directed to the home page

WOLTERS KLUWER HEALTH, INC.

END USER LICENSE AGREEMENT

NOTICE: ANY ACCESS TO AND USE OF THIS WEBSITE AND ANY ONLINE APPLICATIONS, SOFTWARE OR CONTENT AVAILABLE THROUGH THIS WEBSITE IS SUBJECT TO AND WILL CONSTITUTE YOUR ACCEPTANCE OF THIS END USER LICENSE AGREEMENT. IF YOU DO NOT AGREE TO THIS END USER LICENSE AGREEMENT, YOU ARE NOT PERMITTED TO ACCESS OR USE THIS WEBSITE OR ANY ONLINE APPLICATIONS, SOFTWARE OR CONTENT AVAILABLE THROUGH THIS WEBSITE.

This End User License Agreement (the "Agreement") by and between you ("You") and Wolters Kluwer Health, Inc. ("WKH") governs Your access to and use of (i) the medical, nursing, drug information and other related content, including without limitation, any concepts, data, recommendations, instructions, alternatives, methods, techniques, procedures or other information supplied by WKH (the "Content"), (ii) the online application software and platforms (including this website) through which such Content is made available to You, and (iii) any related services, software, or other solutions provided by WKH (collectively (i), (ii) and (iii), the "Online Service(s)"). By clicking to accept this Agreement, You acknowledge that You have read, understood and agree to be bound by this Agreement, and You agree to comply with all applicable

I agree to the terms of this End User License Agreement

Continue Cancel

Off campus instructions

1. Follow step 1 from on campus instructions, at step 2 choose Open Athens:

Lippincott Procedures

Wolters Kluwer
When you have to be right

Institutional User Login

This application provides content access for existing Lippincott Procedures institutional subscribers only.

If your facility currently subscribes to Lippincott Procedures and you do not have a user account, please contact your facility's site administrator to request a general user account. If your facility does not currently subscribe and you would like to learn more, please visit our website: lippincottsolutions.com.

Username

Password

Remember me

Log In

IP Authenticate | Active Directory | **OpenAthens** | Other Institution | Password Help

2. Start typing in and select Providence:

Lippincott Procedures

Sign in to Lippincott Procedures

Find your institution

Providence

Examples: Institute of Technology, sue@uni.edu, ASU.

- Providence
- Provide (Essex) NHS in England
- Surrey community

3. You'll be directed to the following login page, choose Providence – all caregivers. The username is the same as your network username + @providence.org. Password is your network password.

4. Use pull down bar to select your location & accept license. You'll be directed to the home page.

Providence

Choose how to sign in

- Providence – all caregivers
Sign in at Providence
- OpenAthens
Sign in with an OpenAthens account

By using this site you agree to us setting cookies. Please see our [privacy and cookie information](#).

Powered by OpenAthens

Lippincott Procedures

Wolters Kluwer
When you have to be right

- Providence Health and Services Oregon
- PHS SC Region
- Providence Health & Services Alaska
- St. Patrick Hospital
- Providence Health & Services Washington NW
- Providence Health & Services Washington SW
- Providence Health & Services Swedish
- Providence Health & Services Spokane (PHC)
- Providence Health & Services Walla Walla
- Providence Health & Services Kadlec
- Providence Health & Services Hospice
- Washington, Burbank and Torrance Home Health
- PacMed
- Center for Specialty Surgery

Select Institution